



GT4-WINTER SERIES 2024 Race 6

Circuit de Barcelona Catalunya 07.-10.03.2024

Date: 08.03.2024

Team Managers Briefing

Time: 11:00

Drivers Briefing

Time: 16:00

Based on timetable issued 29.02.2024

From:	The Race director (Briefing notes)
To:	All drivers and competitors
Cc:	The Stewards of the meeting, the clerk of the course The secretary of the meeting

DRIVERS and TEAM MANAGERS BRIEFING

SATURDAY

09.03.2024

Free Practice	09:00 – 09:25
Qualifying 1	11:00 – 11:15
Qualifying 2	11:20 – 12:35
<u>RACE 1</u> : 30min.	Pit lane closed: 13:55
	Formation lap: 14:00 Green

SUNDAY

10.03.2024

<u>RACE 2</u> : 30min.	Pit lane closed: 09:40	
	Formation lap: 09:45	Green
<u>RACE 3</u> : 60min.	Pit lane closed: 14:25	
	Formation lap: 14:30	Green
For Race 3	<u>Pit stop is mandatory</u>	

CIRCUIT INFORMATION

Lap length	: 4.657 m
Pole position	: right side (Rolling-Start)
Speed limit pit lane	: 60 km/h
Start and finish line	: NOT the same (142,7m)

SC line 1	: after the pit entry
SC line 2	: at the end of the pit exit line
SC initial position	: pit exit right side
SC lights off	: before Turn 10

EVENT NOTES

All cars will be in the paddock. To drive into the Pit Lane you line up in the paddock at the beginning of the pit building aside of the race tower, turn right and enter the Pit Lane after the sign of the marshal. Green light at Pit Exit will start Qualifying and opens the Pre-Grid.



In case of a YELLOW flag all drivers must reduce the speed immediately. It is not allowed to overtake. Any overtaking manoeuvre must be finished at the height of the yellow flag.

In case of a RED flag during practice all drivers must reduce the speed immediately and drive to the Pit Lane. It's not allowed to overtake. **You have to slow down significantly!** All cars have to stay in position and drive carefully. Technical assistance in Pit Lane is allowed. Restart will be by green light at the pit exit.

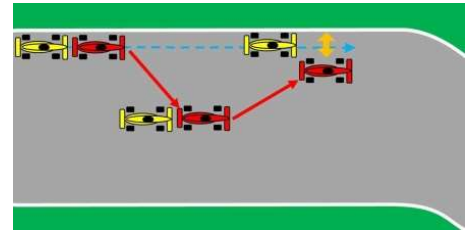
Respect at every time the track limits. Leaving the track with advantage will be penalized. All drivers are reminded to Appendix L (IV, 2c-d) of the ISC. Repeat violations will be penalized Any exceptions will be discussed in the Driver's Briefing.

Signals to drivers (Black, Black/White, Black with orange disc and boards) will be given at the signalling podium right hand side in front of the race tower.

More than one change of direction to defend a position is not permitted, weaving in front of another car is forbidden.

See Appendix L (IV, 2b) ISC

Any driver moving back towards the racing line, having earlier defended his position off-line, must leave at least one car width between his own car and the white line at the edge of the track



STARTING PROCEDURE

Cars have to line up in the paddock at the beginning of the pit building aside of the race tower, turn to the right and enter the Pit Lane after the sign of a marshal and drive to the pit exit light. After opening of the Pit exit (10min board) all cars drive **one** lap to the starting line.

Pole Position is on the RIGHT SIDE.

When you reach your grid position you have to stop the engine immediately. Overtaking during the formation lap is only permitted if a car is delayed when leaving its grid position and cars behind cannot avoid passing. In this case, drivers may only overtake carefully to re-establish the original starting order.

Any driver who is delayed leaving the grid in the last position may not overtake another moving car and must start the race from the back.

Overtaking during the formation lap is only permitted if a car is delayed when leaving its grid position and cars behind cannot avoid passing. In this case, drivers may only overtake carefully to re-establish the original starting order.

Any driver who is delayed leaving the grid in the last position may not overtake another moving car and must start the race from the back.

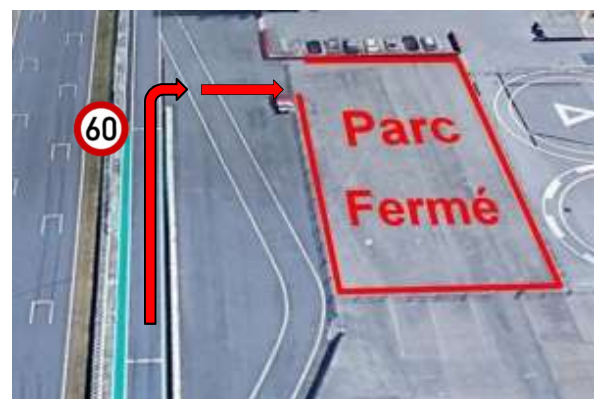
The GRID board will be displayed before Turn 10 at the marshal post M10 at left hand side.

From the GRID board onwards, the cars must maintain the 2x2 formation of the starting order until the start is released (green light). Warming up the tires by waving after the Grid board isn't allowed. All cars have to keep the speed, to stay in the formation and to drive **in two rows over the respective grid boxes** until the red lights turn to green. Then overtaking immediately is allowed.

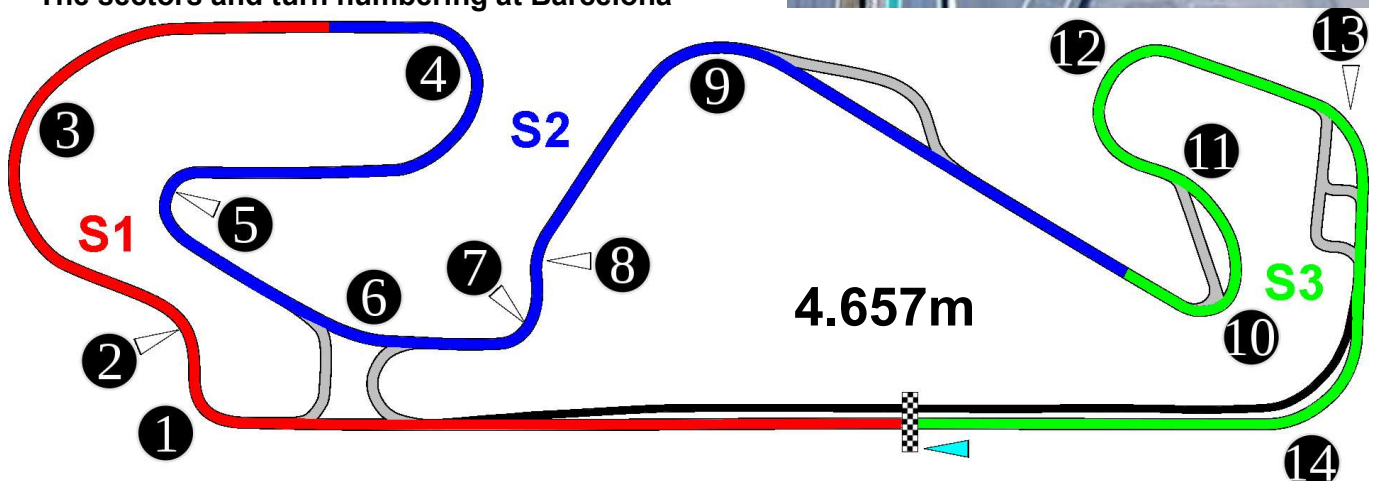
PARC FERMÉ

After Qualifying and after the Race(s) you will have a Parc Fermé.

The Parc Fermé area is after the pit entry line on the right hand side. After the wall turn to the right and join the Parc Fermé area. Marshals will help you to place the cars in this area. The time in the Parc Fermé will be minimum 30 minutes after Qualifying and Race(s).



The sectors and turn numbering at Barcelona





TIME SCHEDULE START RACES

GT4 Winter Series – Race 1

13:50	Pre-Grid opens to cover one reconnaissance lap into the grid
13:50	10 minutes board/lights
13:55	5 minutes board/lights - Pit exit closed
13:57	3 minutes board/lights
13:59	1 minute board/lights
13:59.45	15 seconds board/lights
14:00	green flag /light– start of formation lap
14:05	start race – 30 minutes (75%: 23 minutes)

GT4 Winter Series – Race 2

09:35	Pre-Grid opens to cover one reconnaissance lap into the grid
09:35	10 minutes board/lights
09:40	5 minutes board/lights - Pit exit closed
09:42	3 minutes board/lights
09:44	1 minute board/lights
09:44.45	15 seconds board/lights
09:45	green flag/light – start of formation lap
09:50	start race – 30 minutes (75%: 23 minutes)

GT4 Winter Series – Race 3

14:20	Pre-Grid opens to cover one reconnaissance lap into the grid
14:20	10 minutes board/light
14:25	5 minutes board/lights - Pit exit closed
14:27	3 minutes board/lights
14:29	1 minute board/lights
14:29.45	15 seconds board/lights
14:30	green flag/light – start of formation lap
14:35	start race – 60 minutes (75%: 45 minutes)
	Driver change allowed between the 25th and the 35th minute.
approx. 15:00	Pit stop window open
approx. 15:10	Pit stop window closed <u>(72 seconds mandatory pit stops for all cars)</u>

Regulation for the pit stop in Race 3:

- A pit stop is mandatory for all cars in Race 3.
- The mandatory pit stop must be carried out by passing the pit lane entry timing loop between the 25th and 35th race minute.
- For the 60 minutes race (see above) not before 25m.00s.000 and not after 34m.59s.999.
- These times will be counted from the start of the race (green light).
- The minimum duration between Pit entrance and Pit exit line shall be at least 72 seconds.
- Tyre pressures adjustments, mechanical operations for safety reasons and change of a punctured tyre (only the punctured tyre) are allowed.
- Refueling and defueling is prohibited during the race.
- While the Safety Car is in operation, competing cars may enter the Pit Lane (see. Art.45.3) **but changing the driver and carrying out the mandatory pit stop is forbidden.**

FULL COURSE YELLOW (FCY)

We will use FCY only in Qualifying to save time. All Marshals will show yellow flags together with FCY-boards at the same time. NO overtaking, reduce speed immediately to 80 km/h and keep the distances. Restart by pulling down flags and boards and replacing by green flags at the same time.

SUSPENDING A RACE

All marshals wave red flags; additional red lights are shown at the finish line. NO OVERTAKING, all cars stay in position, reduce speed and drive carefully to the Pit Lane and line up on the Fast Lane. **The moment you see the flag you have to slow down significantly.** The first arriving car stops about 10m before the pit exit light, all other cars line up behind in one row on the Fast Lane. Race will be restarted behind the Safety Car by one lap in the order of the last crossing of the Finish Line before the red flag.

SAFETY CAR

The safety car procedure will be like detailed in Art.2.10 Appendix H – ISC

All marshals will wave yellow flags and show SC boards.

Safety car will join the track at the pit exit with illuminated lights.

All competing cars will form up in line behind the safety car. Overtaking is forbidden.

The race leading driver is asked to collect the other participants behind him to let the SC take position before him. This avoids sorting of cars and leads to a fast ending of the SC action.

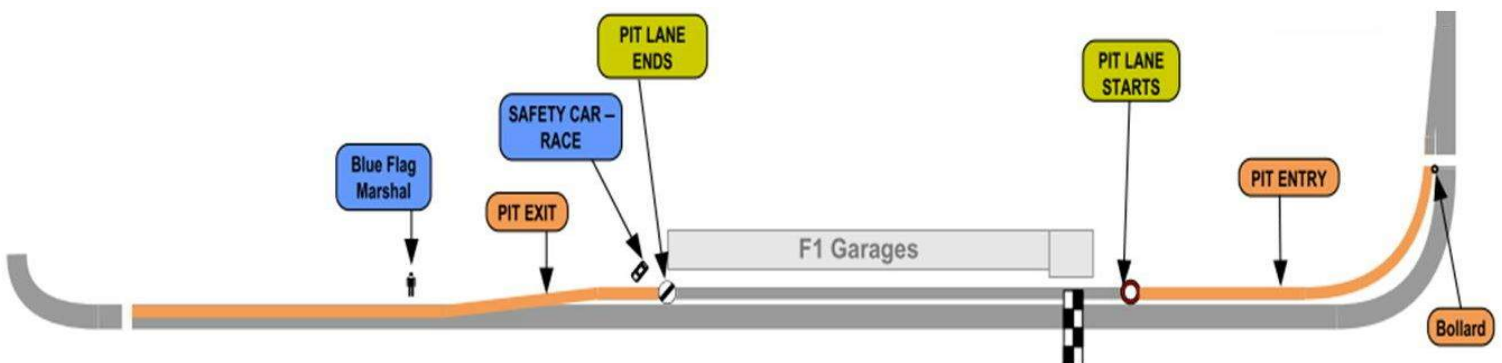
The race leader must follow within 5 cars length behind the SC and all remaining cars among themselves too. They must keep the formation as tight as possible.

If the leading race car is not behind the SC and when ordered to do so by the Race Director, the observer in the SC will use the green light on the car or his arm to signal any car behind the SC and the race leader, that they should pass the SC. These cars will continue at reduced speed and without overtaking until they reach the line of cars behind the safety car.

Drivers may not carry out a drive-through penalty after the SC has been deployed. Any lap behind the SC will be counted as a race lap.

When the race director calls in the SC, it will extinguish the lights between T15 and T16 and leave the track at the end of that lap turning left side into the pit lane. When the lights are off, the leading race car may control the pace and fall more than 5 cars length behind the SC.

Overtaking remains strictly forbidden until the cars pass the green flag at the Finish Line.



Important notice:

Beside the track the most secure place is in your car. Caution in getting out. After a heavy accident stay in your car. Do not attempt to leave it on your own. Wait for the arrival of the doctor and if necessary the extrication team We will take care of you